



## Field Guide - Frenchman Creek Rd

### Antrophyum callifolium (Ox-tongue Fern)



**Category.** Epiphytic,Lithophytic

**Habitat.** Found on trees and rocks in rainforest

**Elevation.** Found between 0m and 1600m above sea level



Filtered Sun



Simple

### Asplenium cuneatum



**Category.** Epiphytic,Lithophytic

**Habitat.** Found on rocks in rainforest

**Dimensions.** Grows to 0.45m high

**Elevation.** Found between 0m and 2121m above sea level



Tripinnate

### Asplenium laserpitiifolium (Johnston River Fern)




**Description.** Spectacular Australian native epiphytic fern with finely divided weeping fronds to 1m long. Best grown in a basket in a humid protected position. Needs a minimum temperature of 15C. Prefers moist well drained soil

**Category.** Epiphytic,Lithophytic

**Habitat.** Found on trees and mossy rocks

**Dimensions.** Grows to 1.2m high by 0.4m wide

**Elevation.** Found between 0m and 1981m above sea level



Quadrupinnate or greater

### Asplenium nidus (Birds-nest)



**Description.** Widely distributed form of the common birds nest fern with leathery fronds to 1.5m long. Very similar in appearance to A.australasicum. Easily grown in pots, tubs or among rocks in the garden but prefers warm, humid conditions in filtered sun.

**Category.** Epiphytic,Lithophytic

**Habitat.** Found on trees and rocks in rainforest

**Dimensions.** Grows to 1.5m high by 0.8m wide


**Elevation.** Found between 0m and 2565m above sea level



Part Shade Morning Sun Filtered Sun



Simple



### Blechnum cartilagineum (Gristle Fern)



**Description.** Very hardy fern with erect fronds to 1m tall. New fronds are usually bronze-red. Easily grown in a moist position in filtered or morning sun.

**Category.** Terrestrial - Clumping, Terrestrial - Creeping

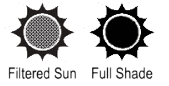
**Habitat.** Typically found near creeks or moist areas in high light or in moist positions on forest margins

**Dimensions.** Grows to 1.8m high by 0.5m wide

**Elevation.** Found between 0m and 1367m above sea level



### Calipteris prolifera (tick fern)



**Description.** Tall, robust fern from Queensland. Fronds to 2m long. Produces plantlets along the stem. Requires a warm shady position and is best grown in the ground.

**Category.** Terrestrial - Clumping

**Habitat.** Found on the rainforest floor

**Dimensions.** Grows to 1.8m high by 1.5m wide

**Elevation.** Found between 0m and 1700m above sea level



### Colysis Ampla



**Habitat.** Found on rocks and trees in rainforest

**Dimensions.** Grows to 0.5m high

**Elevation.** Found between 0m and 1550m above sea level



### Cyathea woollsiana (Queensland Tree Fern)



**Description.** Beautiful tree fern from mountainous areas of NE Queensland. Slender trunk up to 15cm diameter and 6m tall, and arching fronds up to 2m long. Easily grown in a moist sheltered position. Suitable for tubs but must be well watered.

**Category.** Tree Fern

**Habitat.** Typically found in forest on the slopes above creeks and rivers.

**Dimensions.** Grows to 7.5m high by 4m wide

**Elevation.** Found between 8m and 1300m above sea level



## Dryopteris hasseltii



**Category.** Terrestrial - Clumping  
**Habitat.** Found on the forest floor in rainforest  
**Dimensions.** Grows to 0.65m high  
**Elevation.** Found between 9m and 1920m above sea level



Filtered Sun



Quadripinnatifid

## Dryopteris pacifica



**Description.** Beaded Wood fern An attractive, hardy Asian fern to 60cm. Easily grown in a bush house or moist sheltered garden position. Fertilise regularly during the growing season.  
**Category.** Terrestrial - Creeping  
**Dimensions.** Grows to 0.4m high by 0.4m wide  
**Elevation.** Found between 0m and 712m above sea level



Filtered Sun

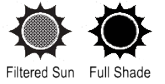


Bipinnate Tripinnatifid

## Huperzia phlegmaria (Qld Gold Tip)



**Description.** Tassel fern  
**Category.** Terrestrial - Clumping, Epiphytic, Lithophytic  
**Habitat.** Found on rocks, banks and in trees in heavy shade in rainforest  
**Dimensions.** Grows to 0.9m high by 0.5m wide  
**Elevation.** Found between 0m and 2207m above sea level



Filtered Sun Full Shade



Other

## Marattia oreades (Potato Fern)

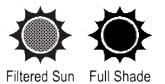


**Description.** A large fern with lush foliage. Fronds can reach 4m in length. Slow growth and frost tender. Likes quite a lot of light and rich soil with plenty of organics  
**Dimensions.** Grows to 3m high by 8m wide  
**Elevation.** Found between 0m and 1600m above sea level

## Nephrolepis biserrata var. biserrata (Giant Sword Fern)



**Description.** Requires a shady position, protected from winds and strong sunlight. Keep moist.  
**Category.** Terrestrial - Clumping, Terrestrial - Creeping, Epiphytic, Lithophytic  
**Habitat.** Found in wet/waterlogged areas or in rock crevices in forest in shade  
**Dimensions.** Grows to 4m high  
**Elevation.** Found between 0m and 1600m above sea level



Filtered Sun Full Shade



Pinnate

## Nephrolepis hirsutula (Rough Sword Fern)



**Category.** Terrestrial - Creeping, Epiphytic, Lithophytic  
**Habitat.** Found in rock crevices, logs or earth banks near water in rainforest  
**Dimensions.** Grows to 1m high  
**Elevation.** Found between 0m and 2200m above sea level



Pinnate

## Ophioglossum pendulum (Old World Adderstongue)



**Category.** Epiphytic  
**Habitat.** Found growing out of other fern epiphytes such as Drynaria sp, Asplenium Australasicum and Platycerium sp.  
**Dimensions.** Grows to 2m high  
**Elevation.** Found between 0m and 2743m above sea level



Simple

## Pteris pacifica (Comb Brake)


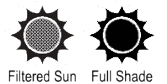


**Category.** Terrestrial - Clumping  
**Habitat.** Found in rainforest  
**Dimensions.** Grows to 1.7m high by 0.5m wide



Pinnate

## Selaginella australiensis



**Category.** Terrestrial - Creeping  
**Habitat.** Found in moist locations in shade in rainforest, often near water.  
**Dimensions.** Grows to 0.05m high  
**Elevation.** Found between 3m and 1206m above sea level



Other



## Selaginella longipinna (Electric Fern)



**Category.** Terrestrial - Clumping

**Habitat.** Found on the forest/rainforest floor near water.

**Dimensions.** Grows to 0.4m high

**Elevation.** Found between 0m and 1331m above sea level



Other

## Sphaerostephanos heterocarpus



**Category.** Terrestrial - Clumping

**Habitat.** Found along tracks and near water in or on the margins of rainforest

**Dimensions.** Grows to 0.5m high

**Elevation.** Found between 2m and 1829m above sea level



Filtered Sun

## Tectaria confluens



**Description.** Attractive native fern with erect shiny green fronds to 50cm long. Easily grown in a moist shady position. Suitable for pots. Protect from frost.

**Category.** Terrestrial - Clumping

**Habitat.** Found in gullies in rainforest

**Dimensions.** Grows to 0.75m high

**Elevation.** Found between 2m and 1250m above sea level



Morning Sun Filtered Sun



Bipinnatifid