



## Field Guide - Best Of All Lookout

### Arthropteris beckleri



**Description.** A delicate climbing fern with attractive foliage. Difficult to establish, but once growing is hardy and easy to maintain. Excellent basket or container plant. Media must be open and free draining.

**Category.** Epiphytic, Lithophytic

**Habitat.** Found on rocks and trees in moist rainforest

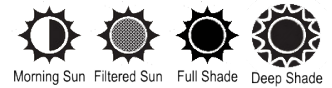
**Dimensions.** Grows to 0.2m high by 0.05m wide

**Elevation.** Found between 0m and 1429m above sea level



Pinnate

### Arthropteris tenella (Jointed Fern)



**Description.** A beautiful Australian native climbing fern. Difficult to establish, but once growing is hardy and easy to maintain. For indoors and shady sheltered position. Excellent basket or container plant. Media must be open and free draining.

**Category.** Terrestrial - Climbing, Epiphytic, Lithophytic

**Habitat.** Found on rocks and trees in rainforest

**Dimensions.** Grows to 0.1m high by 0.5m wide

**Elevation.** Found between 0m and 1372m above sea level



Pinnate

### Christella dentata (Downy Maiden Fern)



**Description.** Binung. Very hardy native fern forming a clump of erect fronds to 1m tall. Very easily grown in a moist position in filtered or morning sun. Suitable for tubs. Frost hardy.

**Category.** Terrestrial - Creeping

**Habitat.** Found on shady stream banks in forest

**Dimensions.** Grows to 1.8m high by 1.6m wide

**Elevation.** Found between 0m and 1950m above sea level



Bipinnatifid

## Cyathea cooperi (Lacy Tree Fern)



**Description.** Strong fast growing tree fern. Trunk approx. 150mm diam. large coin shaped scars left from old fallen fronds. Very easily grown and hardy in a moist position. Prefers filtered or morning sun, will survive full sun if given enough water and protected from wind.

**Category.** Tree Fern

**Habitat.** Found in gullies in coastal forest

**Dimensions.** Grows to 12m high by 4m wide

**Elevation.** Found between 0m and 1372m above sea level



Tripinnate

## Cyathea leichhardtiana (Prickly Tree Fern)



**Description.** A frost sensitive, slow growing tree fern. Very sensitive to wind, direct sunlight and drying out. Soil needs to be moist with rich organics.

**Category.** Tree Fern

**Habitat.** Found in moist rainforest

**Dimensions.** Grows to 8m high by 4m wide

**Elevation.** Found between 0m and 1350m above sea level



Tripinnate

## Lastreopsis acuminata (Shiny Shield fern)

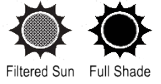


**Description.** An Australian Native ground fern which grows via a tuft or short rhizome. This plant has pretty, glossy triangular fronds which are drawn out to a point.

**Dimensions.** Grows to 1m high by 0.4m wide

**Elevation.** Found between 0m and 993m above sea level

### Lastreopsis decomposita (Trim Shield Fern)




**Description.** A shortly-creeping, easily grown native rainforest fern. Prefers moist, shady situations.

**Category.** Terrestrial - Creeping

**Dimensions.** Grows to 1m high by 0.5m wide

**Elevation.** Found between 0m and 1450m above sea level



### Lastreopsis microsora (Creeping Shield Fern)




**Description.** Very hardy fern with bright green foliage. Likes a shady well drained organic rich site with room to spread. Is frost and heat tollerant

**Category.** Terrestrial - Creeping


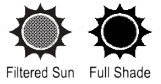
**Habitat.** Found in rainforest

**Dimensions.** Grows to 1m high by 0.5m wide

**Elevation.** Found between 0m and 1300m above sea level



### Lastreopsis silvestris (Mountain Shield Fern)

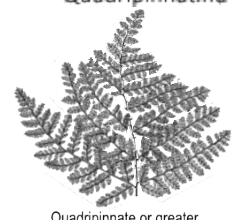


**Category.** Terrestrial - Creeping

**Habitat.** Found in rainforest at higher altitudes

**Dimensions.** Grows to 0.8m high by 0.5m wide

**Elevation.** Found between 217m and 1523m above sea level



## Microsorium pustulatum)




**Description.** Creeping fern with leathery yellow-green fronds to 0.5m long. Typically epiphytic. Needs a cool humid shady position. Suitable for baskets. Use free draining coarse soil.

**Category.** Terrestrial - Creeping, Epiphytic, Lithophytic

**Habitat.** Found growing on rocks or trees in or near rainforest

**Dimensions.** Grows to 0.5m high by 0.2m wide

**Elevation.** Found between 0m and 1237m above sea level



## Microsorium scandens (Fragrant Fern)



**Description.** Creeping native fern with semi-weeping fronds to 30cm long. Easily grown in a moist position in filtered sun. Fronds have a faint but perceptible fragrance. Suitable for pots, baskets or tree fern logs. Ideal ground cover for very heavily shaded positions.

**Category.** Terrestrial - Creeping, Terrestrial - Climbing, Epiphytic

**Habitat.** Typically found growing on trees, rocks and tree ferns in rainforest

**Dimensions.** Grows to 0.5m high by 0.3m wide

**Elevation.** Found between 0m and 1350m above sea level



## Pellaea falcata (Sickle Fern)



**Description.** Australian Native ground fern with erect dark green leathery fronds. Leaflets are smooth edged. Hardy and easily grown in a moist position in filtered or morning sun. Suitable for pots or rockeries.

**Category.** Terrestrial - Creeping

**Habitat.** Typically found in rocky positions in forest

**Dimensions.** Grows to 0.6m high by 0.2m wide

**Elevation.** Found between 0m and 1243m above sea level

